


SAPPHIRE

Professional Projector Scissor Lift - SKU - SAPPL02

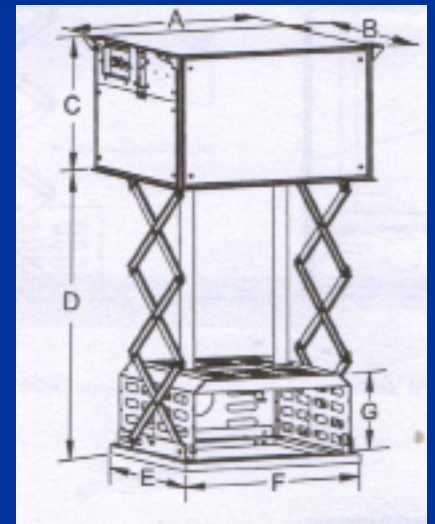
EAN Code 797734154931



★
3 year warranty



Made from the best materials and with the legendary Sapphire 3 year warranty you can be sure that you are making the right investment.



Key Points of Sapphire Projector Lift

- Strong and well designed product with 3 year warranty.
- Easy to install into standard 600mm suspended ceiling or flat plasterboard ceilings using 10mm threaded bar and Unistrut fittings.
- Powered with standard supplied IEC lead.
- Popular cables built into cable management and easy to add more. We include from projector to interface plate on lift - VGA, Composite Phono and power. Slots to add HDMI and second VGA in addition if required.
- Drop of projector can be set from remote control easily. Means no need to get to the ceiling to carry out maintenance as projector will drop almost 1M but can be set to drop just out of the ceiling for daily use.
- Ability to control by RS232 or closed contact via RJ45 connector on side.
- Includes fittings for universal projector mounting with tilt.
- Comes with wireless remote control.
- Smart bottom plate that requires no decoration and will blend in with most suspended ceiling tiles

Dimensions

A =	600mm
B =	550mm
C =	345mm
D =	0 - 930mm
E =	483mm
F =	483mm
G =	200mm

Remote control Included



SAPPHIRE

Professional Projector Scissor Lift




Wall Switch

You can buy the Sapphire SKU - SEWS-ATR-SW to have a wall switch if required. This cannot be used if you are using the RJ45 socket for a control system.. It will require a modified cable to fit the lift - please ask for advice if you require this option.

CODES REQUIRED FOR RS232 CONTROL ARE:-

LOWER 0xFF 0xEE 0xEE 0xEE 0xE9 **RETRACT** 0xFF 0xEE 0xEE 0xEE
0xC9 **STOP** 0xFF 0xEE 0xEE 0xEE 0xCC

Sapphire AV Manufacturing Limited
Units 8,9 Wern Trading Estate
Newport
NP10 9FQ
www.sapphireav.com



Cable management is easy with the special spiral which can be opened easily if you wish to add additional cables for your requirements.



Because of the many different installation environments we do not supply the threaded bar or the ceiling fixings.

We recommend that you use 4 x 10mm threaded bar and Unistrut or equiv to hang the lift from the ceiling above.

Dealers Name